

GA

mnc mobilgraf[®]
Arredamenti per l'Ufficio e la Collettività

www.mobilgraf.it



Pareti Ga

Le pareti attrezzate "GA" completano ciò che ha iniziato la serie delle pareti divisorie GX. La serie GA è progettata per creare degli spazi di lavoro dotati dei più comuni contenitori impiegati negli attuali uffici. La struttura delle pareti GA è auto-portante e realizzata completamente in lamiera verniciata. Le ante, i retri e gli "aggiustaggi" sono realizzati in melaminico e bordati in abs. Tutte le ante della serie GA sono dotate di serratura e hanno un'apertura di 110° grazie alle cerniere che le sostengono che sono facilmente regolabili. I ripiani utilizzati in questa serie sono progettati per potervi alloggiare le cartelle sospese i quali poggiano su mensole in acciaio zincato che ne impediscono lo sgancio. Il sistema è dotato inoltre di cassette con il frontale in melaminico. Nelle sistema sono previsti moduli da 500, 600, 1000, 1200 [mm] di larghezza, la minima altezza utile è di 230 [cm], mentre la massima altezza di serie è di 330 [cm]. Nelle pareti GA sono previsti dei moduli porta della larghezza di 100 cm realizzata in melaminico tamburato o vetro alloggiati su moduli da 1200 [mm] di larghezza. La profondità totale della parete GA è di 490 [mm], compreso di retro e ante. A completamento della serie è possibile realizzare un sistema con una altezza pari a 1000 [mm].

The structure of the GA storage walls is self-bearing and made entirely of painted steel sheet. The various modules can be adjusted with adjustable feet fitted in the plinths of the structure. The storage walls are equipped with two lower cable channels that facilitate module positioning during assembly. The finishing back panels, the blind doors and the infill panels are in scratch-resistant, non reflective melamine with ABS edges. All the doors of the GA series have an opening angle of 110°, easily adjustable hinges and are equipped with locks. The shelves of this series are suitable for hanging files. They rest on galvanized steel supports which prevent them from accidental disengagement. The shelves are fixed onto the storage elements side rails. The GA series can be completely electrified through the plinth, the upper infill panel and the technical modules fitted between the storage units. The GA storage walls are available in 500, 600, 1000, 1200 [mm] wide modules. cables and for the positioning of a 3-module electrical mounting box. The storage walls can be finished with side, upper infill panels and side finishing panels to be cut to size on site in order to make the best fit to any ceiling imperfections. The total depth of a GA storage wall is 490 [mm], including melamine side panels and doors.

La structure des cloisons GA est autoportante et entièrement réalisée en tôle laquée. Le réglage des différents modules est rendu possible par la présence des vérins situés dans les socles de la structure. Les armoires-cloisons sont munies de deux lisses inférieures qui facilitent le positionnement des modules en phase de montage. Pour limiter la pénétration de poussière à l'intérieur des meubles et augmenter l'insonorisation, une garniture en plastique est collée sur toute la structure et sert aussi de joint entre les panneaux. Les panneaux arrière de finition, les portes pleines, et les parements sont réalisés en mélaminé anti rayure, antireflet et avec chants en abs. Les étagères utilisées dans cette série sont projetées pour pouvoir y loger les dossiers suspendus. La série GA est complètement électrofaible à travers le socle inférieur. Les cloisons GA sont prévues avec des modules de 500, 600, 1000, 1200 mm de largeur. Les armoires-cloisons disposent également de panneaux d'ajustement latéraux et supérieurs et de côtés de finition pour fins de compositions, à découper sur place, de manière à s'adapter au mieux aux imperfections du plafond et à faciliter la juxtaposition des cloisons GA avec des structures existantes en assurant un résultat esthétique agréable. La profondeur totale d'une cloison GA est de 490 mm.













Ga programs



Technic

- Fianchi, fondo, cappello e ripiani interni in lamiera d'acciaio**
Sides, base, top and shelves made of metal sheet
Cotés, base, top, et étagères en tôle d'acier
- Fianco intermedio con asole a passo costante utili all'incastro fisico delle mensole reggi - piano (portata 80 Kg)**
Middle side with holes to fix and adjust shelves at different heights (max. weight 80 Kg)
Flanc intermédiaire avec trous pour fixer et régler les étagères (poids max. 80Kg)
- Fondo contenitore a terra rialzato per mezzo di piedini su doppio binario in lamiera d'acciaio**
Cabinet base supported by feet, which lean on metal rails
Base de l'armoire posée sur pieds que appuient sur un rail métallique
- Stipite porta in lamiera d'acciaio e alluminio**
Door frame made of metal sheet and aluminium
Cadre de la porte en tôle d'acier et aluminium
- Ante e cassetti in truciolare melaminico bordato in abs 2 mm**
Doors and front drawer made of melamine, with 2 mm thick abs edge
Portes et tiroirs en mélamine, bordé en abs 2 mm
- Schiena a vista in truciolare melaminico**
Back panel made of melamine
Dos de l'armoire en mélamine
- Serratura di serie su ante e cassetti (dotate di brevetto MASTER con chiave passpartout)**
Standard lock for doors and drawers (including master key)
Serrure standard pour les portes et les tiroirs (clé passpartout disponible)
- Pannello terminale di finitura in truciolare melaminico con angolo di protezione in ABS colore argento**
End finishing panel made of melamine with ABS corner protection, in silver colour
Panneau terminale de finition mélaminé avec angle de protection en abs, couleur argent
- Tamponamento superiore in truciolare da sagomare in opera, indispensabile per posa a contatto con lesene e solai in legno**
Upper finishing panel made of melamine, to be cut on site
Panneau supérieur de finition mélaminé à découper sur le site
- Fianco terminale contro-parete da sagomare in opera, realizzata in truciolare melaminico bordato (consente variabilità e correzione dei fuori piombo)**
End finishing panel made of melamine to be cut on site
Coté terminale de finition mélaminé à découper sur le site
- Moduli in altezza:**
H1 = da 2300 a 2730 mm - H2 = da 2700 a 2860 mm - H3 = da 2850 a 3300 mm
Variable heights:
H1 = da 2300 a 2730 mm - H2 = da 2700 a 2860 mm - H3 = da 2850 a 3300 mm
Hauteur variable:
H1 = da 2300 a 2730 mm - H2 = da 2700 a 2860 mm - H3 = da 2850 a 3300 mm



Wire management

- Cavedio a terra ispezionabile utile al passaggio di impianti elettrici, idraulici e CDZ**
Skirting base to hide cables or hydraulic tubes
Espace au sol pour passer les cables ou les tubes hydrauliques
- Cavedio interno allo stipite porta utile all'alloggio di porta frutti e prese**
Removable wood skirting base to allow floor cleaning
Couverture melaminé au sol removable pour nettoyer



Aesthetics

- Otto diverse cromie per i pannelli in melaminico**
8 finishing available for melamine panels
8 couleur disponibles pour les panneaux mélaminé
- Possibile integrazione con ante in vetro temprato a filo lucido o montati su telai in alluminio (trasparente o acidato)**
Glass cabinet doors available
Portes armoires disponible en verre
- Maniglie in acciaio spazzolato**
Brushed steel handles
Poignée en acier brossé
- Porte in tamburato o in cristallo temprato a filo lucido (trasparente, acidato o satinato su disegno cliente)**
Wood or glass doors (transparent, frosted or with drawin)
Portes en bois ou en verre (transparent, acidifié ou avec dessin)
- Il sistema ammette di poter montare i contenitori con aperture su fronti contrapposti**
The system allows cabinets with opposite opening doors
Le system permet l'ouverture des armoires dans les deux cotes




Environment - Eco


- Utilizzo di legnami riciclati**
Recycled Wood
Utilisation de bois recycle
- Truciolare a bassa emissione di formaldeide**
Wood with low emission of formaldehyde
Bois avec basse émission de formaldéhyde
- L'uso del metallo, per la struttura, riduce ad 1/3 il peso rispetto all'equivalente in truciolare, riducendo i costi su mezzi di trasporto e consumi energetici**
As we use a metal structure, we reduce the weight of 1/3 compared to the traditional wood structure, in this way we reduce the cost of transportation and energy consumption
Nous utilisons la structure en métal, donc le poids est réduit de 1/3 comparé aux traditionnelles parois avec structure en bois, et donc nous réduisons le cout de transport et la consommation d'énergie
- Mancata emissione di CO2 in atmosfera pari a 104.677 Kg e 5,44 Kg di polveri**
We avoid 104.677 Kg and 5,44 Kg of CO2 out to the atmosphere
La manqué émission de CO2 est de 104.677 Kg et 5,44 Kg

Dettagli Ga

GA DETAILS



Fondo tecnico per transito di impianti tecnici (struttura interna in lamiera d'acciaio).
Skirting base to allow cable passage.
Base pour le passage des câbles.



Modulo porta con stipite in acciaio per transito impianti tecnici.
Door module with steel frame at the top to allow cable passage.
Module porte avec cadre supérieur en acier pour le passage des câbles.



Maniglia tipo "casa" con serratura blocco interno ed esterno.
Handle type "house" with internal and external lock.
Poignée type maison avec block serrure interne et externe.



Maniglie in acciaio.
Steel handle.
Poignée en acier.



Cassettoni porta cartelle appese e cassetto con fondo contenitore.
Hanging file drawers and base for standard drawer.
Tiroirs pour les dossier suspendus.



Maniglia premi-apri con serratura blocco interno ed esterno.
Handle "push & open" with internal and external lock.
Poignée "pousse et ouvre" avec block serrure interne et externe.

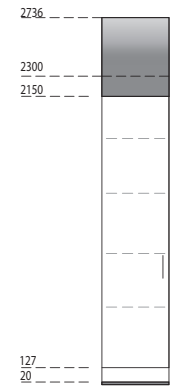


Fianco di finitura terminale in melaminico (spess. 18 mm).
End finishing panel (18 mm thick).
Flan terminal de finition.

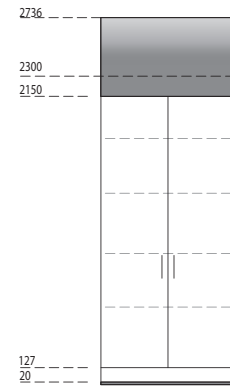
Elementi strutturali Ga

STRUCTURAL ELEMENTS GA

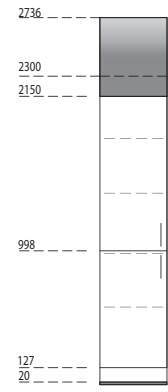
* H1 da 2300 a 2736



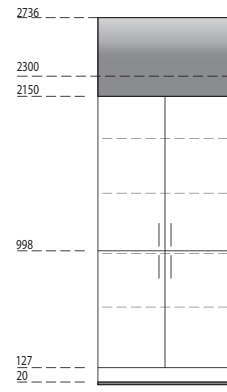
MODULO DA 50-60 CM
A GIORNO O CON ANTA



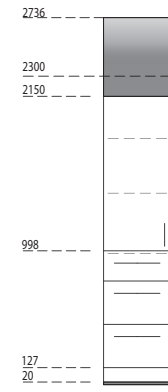
MODULO DA 100-120 CM
A GIORNO O CON ANTA



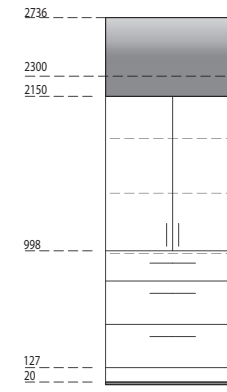
MODULO DA 50-60 CM
A GIORNO O CON ANTA



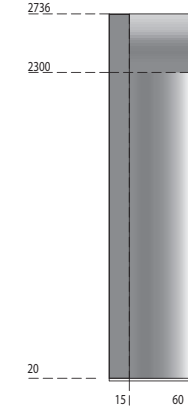
MODULO DA 100-120 CM
A GIORNO O CON ANTA



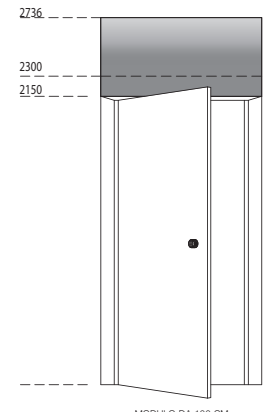
MODULO DA 50-60 CM
A GIORNO O CON CASSETTI



MODULO DA 100-120 CM
A GIORNO O CON CASSETTI




151 | 60 |

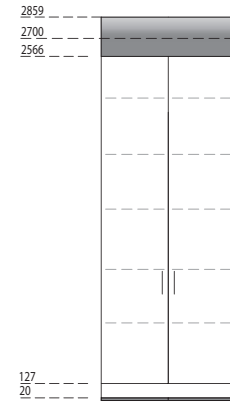


MODULO DA 120 CM

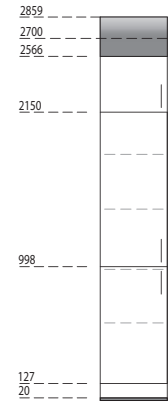
* H2 da 2700 a 2859



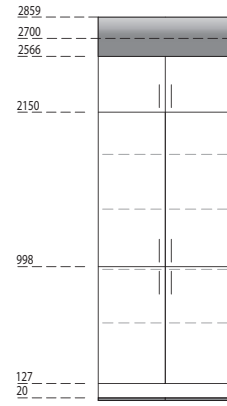
MODULO DA 50-60 CM
A GIORNO O CON ANTA



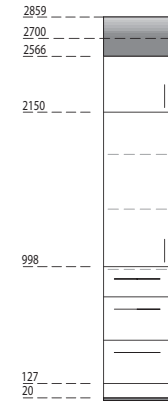
MODULO DA 100-120 CM
A GIORNO O CON ANTA



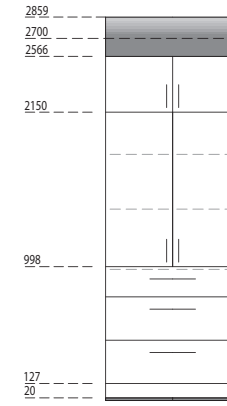
MODULO DA 50-60 CM
A GIORNO O CON ANTA



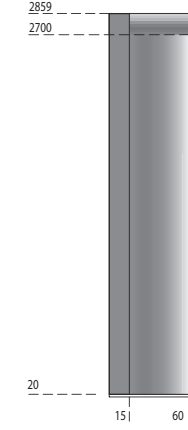
MODULO DA 100-120 CM
A GIORNO O CON ANTA



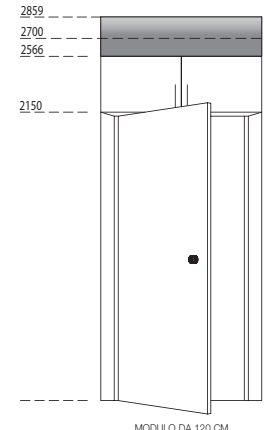
MODULO DA 50-60 CM
A GIORNO O CON CASSETTI



MODULO DA 100-120 CM
A GIORNO O CON CASSETTI

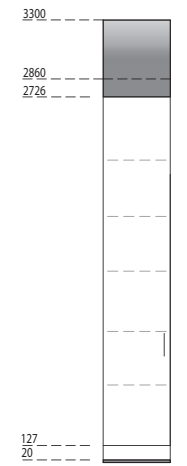


151 | 60 |

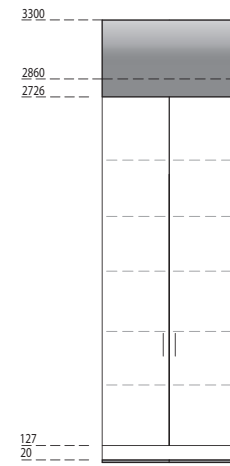


MODULO DA 120 CM

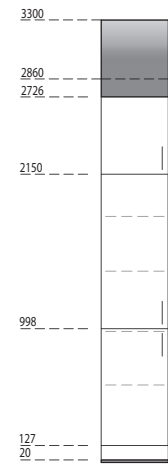
* H3 da 2860 a 3300



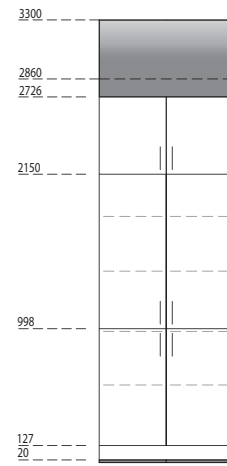
MODULO DA 50-60 CM
A GIORNO O CON ANTA



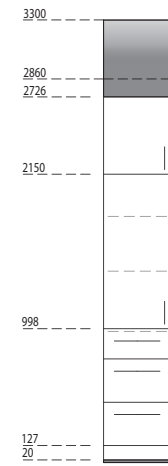
MODULO DA 100-120 CM
A GIORNO O CON ANTA



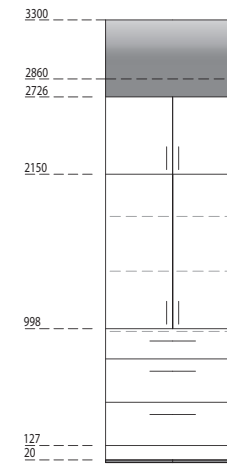
MODULO DA 50-60 CM
A GIORNO O CON ANTA



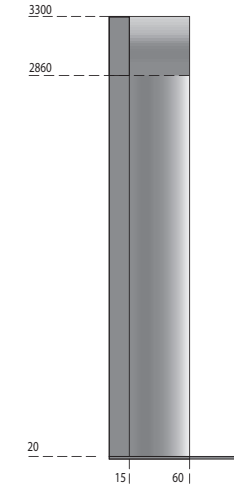
MODULO DA 100-120 CM
A GIORNO O CON ANTA



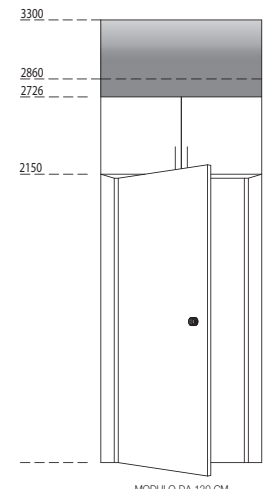
MODULO DA 50-60 CM
A GIORNO O CON CASSETTI



MODULO DA 100-120 CM
A GIORNO O CON CASSETTI

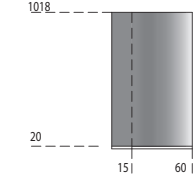
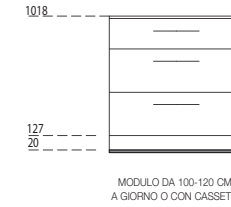
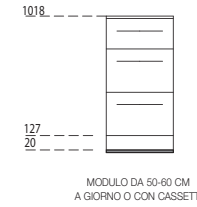
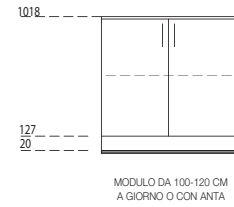
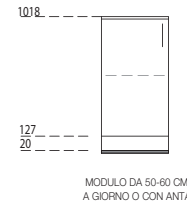


151 | 60 |


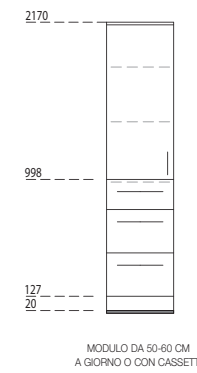
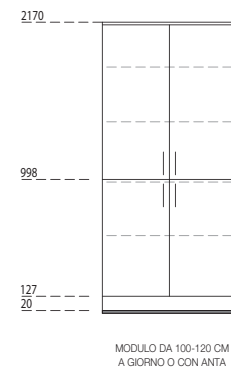
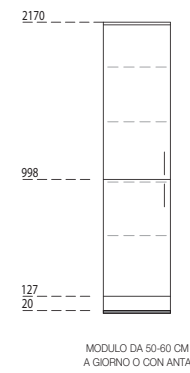
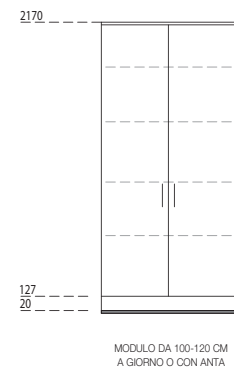
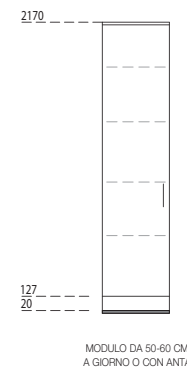


MODULO DA 120 CM

* H1 da 1018



* H2 da 2170



Gamma colori

COLOUR RANGE

Strutture metalliche Gx


Metal structure finishing Gx




V21 Argento
silver

Pannelli in melaminico / Porte in laminato


Melamine panels colours / Laminated doors



T01 bianco
white



T02 grigio
grey



T03 panna
cream




T07 faggio
beech



T19 pero
rear



T26 acero
maple




T33 wengé
wenghé




T40 noce canaletto
walnut

Vetri

Glass



Trasparente
transparent



Acidato
frosted

mc mobilgraf®

Arredamenti per l'Ufficio e la Collettività

mobilgraf s.r.l.

Sede e Show Room

Via Po, 43/b – 00198 Roma

Tel. / Fax 06 85354384 r.a.

www.mobilgraf.it – info@mobilgraf.it